


Children and family's news, chat and ideas to keep you busy bumper summer edition!

Hi everyone, here is the children and family's news and chat, for weeks 21, 22 and 23.

Well, here we are into the August holidays! Usually a time of people coming and going on holiday! I'm pleased to say people are still getting away, including us, although our holiday may look a little different this year, with less eating out and beach trips, but more getting together with family and enjoying each others company. Whatever you are doing over this summer, I hope you have a lovely time! The holiday club week seemed to go well, some pictures below, and many of you continue to engage with the online resources. Thankyou for taking part and all the lovely photos.



Do get in touch if you would like to join in our Sundayclub sessions and are aged between 3 and 16, we'd love to include you!



Tel: 07511950633 Please be aware my families@ email is still not working so the best way to get in touch with me is via telephone or text.

Diary:

Sandy is on holiday from 17th August. Rachel and Phil will lead the Sundayclub zoomers meeting on Sunday! There will not be a singing for joy meeting while Sandy is away.

Here are some ideas for you to have a go at ...

- Here are the next ten drawing ideas to have a go at from the Accumulate 100 challenge:
 - Draw your favourite view of the moon
 - Draw a bumble bee.
 - Draw your plans
 - Draw your teeth
 - Draw a reflection
 - Draw a smiling mouth
 - Draw an eye
 - Draw an imaginary map of a perfect journey.
 - Draw a form of transport
 - Draw 5 different types of lines (zig zag, squiggly etc etc)
- From create to connect: **Create a print inspired by, or using nature. You could use leaves or food (or hands!) to make your mark with a printed pattern, or use the shapes and patterns of nature to inspire a design...anything goes! What can you find in nature's stamp?**
- In our holiday club we looked at lots of different stories involving bread. Have a go at making your own bread. There are lots of recipes online, or here is a simple one for soda bread:

Ingredients

- 500g plain wholemeal flour
- 2 tsp salt
- 1 tsp bicarbonate of soda
- 1 tbsp finely chopped rosemary (optional)
- 400ml whole milk
- 1 lemon, juiced
- 2 tsp honey

Method

- Heat oven to 200C/180C fan/gas 6. Mix together the flour, salt and bicarb in a bowl. And if you'd like rosemary bread, add the chopped rosemary too.
- Mix together the milk and lemon juice in a jug, and wait for a minute as it magically turns into buttermilk. Then stir in the honey, and simply pour it into the flour mixture. Stir it with a knife for a minute until the whole thing comes together into a sticky dough.
- Tip onto a floured work surface and shape it into a ball.
- Put the ball on a floured baking tray and, using a sharp knife (get an adult to help you!), make a deep cross on top.
- Put in the oven and bake for 40 mins.
- Cool on a wire rack until warm, then slice and serve.
- **Story writing – did you write any stories last week? Here are some more writing starters to get you thinking...**
- I want to be a _____ when I grow up. Then I will...
- I wish there were a law that said...
- I wish I could forget the time I _____ because...
- I wish I could do _____ because...
- Older people are...
- Younger people are...
- Imagine you could become invisible whenever you want to, what are some of the things you would do?
- The most perfect place in the whole wide world is _____ because...

- **What makes you feel sad? Why?**
- Be creative and make some iced fruit drinks; you could use fresh fruit, fruit juice, coconut juice, don't forget to add plenty of ice!

And for the younger children, some tips to help keep cool:

- On hot days, make sure that you keep your baby out of the direct sunlight, especially in the hours from 11.00am and 3.00pm when the sun is at its peak.
- **Never cover your child's car seat, pushchair or pram with a blanket to keep them cool. Although the material may keep your baby shaded, it will become extremely hot for them and can cause them to overheat. Even using lightweight fabrics such as muslin or scarves to shade your baby can cause them to be trapped in potentially dangerously high temperatures.**



- Use a parasol or sunshade on your child's buggy and consider a clip-on fan to keep your child cool.
- Never leave your baby in the car in the heat!
- **If you are breastfeeding your baby, there is no need to give them extra water. You should find they want to feed more frequently to stay hydrated.**

According to the NHS, bottle-fed babies can have a little cooled boiled water to help keep them hydrated on hot days, as can babies that are being weaned.

- Use a room thermometer to check the temperature of their room at night, it should be between 16C and 20C, and dress them appropriately for the weather – when it is very hot, a nappy and vest may be enough. Keep curtains/blinds closed during the day to keep the heat out.

(From www.emmasdiary.co.uk)

- Story time for under 5's - 'The Angry Bee' <https://youtu.be/-aEUjlxOK-Y>
- From the Jesus Storybook bible, Goliath: <https://youtu.be/h0KUCQGqSZE>
- A paraphrase of the Lord's prayer, by Sally Lloyd Jones: <https://youtu.be/nLoWBKEQLf4>

- **Singing together:** the Jesus Hokey cokey - <https://youtu.be/VAdvwa78UGg?list=PLxpJF3rPmiIKeY2C1Y5aVYoRxAOuOi7Ra>

- The King of the jungle - <https://youtu.be/DJwUvjVq9k4?list=PLxpJF3rPmiIKeY2C1Y5aVYoRxAOuOi7Ra>

- Good, good, Father: <https://youtu.be/-ak0OoFBw3c>

- Every move I make: <https://youtu.be/Tr5eUBTClw>

Joke: Where do sheep go to get their hair cut? To the baa-baa shop!

Joke: How do all the oceans say hello to each other? They wave!


Did you know: The Bible has been translated into many more languages than any other book? The entire Bible has been translated into **636** languages including Klingon and Emoji 🙄 😏

Single portions of the Bible have been translated into 3223 different languages and there are many thousands still in progress.

<https://www.christchurchrayleigh.org.uk/virtual-church/>
<https://www.christchurchrayleigh.org.uk/virtual-church/news-chat/>

<https://www.christchurchrayleigh.org.uk/children-youth/>

With Love, Sandy, Children and family worker. Xxx
 P. S. here's some colouring and puzzles for you:




Mandy Groce '14

ministry-to-children.com

T	L	U	N	D	E	R	D	O	S
B	O	A	E	I	C	E	I	S	E
U	L	O	M	T	L	Y	E	E	I
T	H	E	F	P	H	L	T	N	G
E	L	I	M	R	E	G	O	I	H
A	S	A	L	T	E	T	I	H	C
R	R	I	S	L	H	D	O	S	T
T	Y	A	A	I	T	G	N	O	U
H	T	I	N	R	O	O	I	U	F
B	U	G	C	U	P	I	P	L	E

- SALT
- EARTH
- TASTELESS
- NOTHING
- TRAMPLED
- CITY
- LIGHT
- UNDERFOOT
- HILLTOP
- LAMP
- TUB
- SHINES
- SIGHT
- MEN
- PRAISE

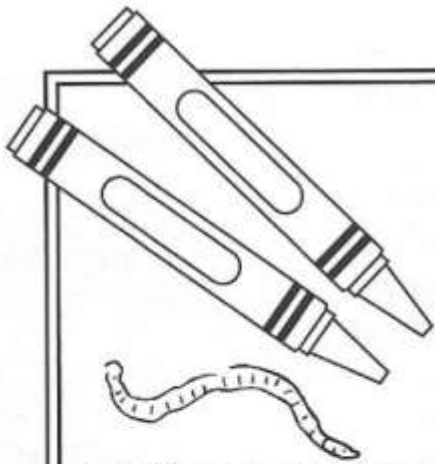




Find the hidden objects in the picture above.

New Cloth on an Old Garment (Matthew 9:16)

Don't sew new cloth to old clothes, or try to live a new life for Jesus following the old laws of the Pharisees.



Just for **KIDS**

Bugs in the Bible



Whether at a picnic, on the beach or playing outdoors, it seems like we're always joined by uninvited guests – bugs!

Bugs and other little creatures are mentioned in the Bible.



*Fill in the blanks with the little creatures mentioned in each verse.
Circle them in the puzzle below.*

Proverbs 6:6 _____

Exodus 16:20 _____

Psalms 78:45 _____

1 Sam. 24:14 _____

Matt. 23:24 _____



Isaiah 50:9 _____

Judges 14:8 _____

Isaiah 59:5 _____

Acts 12:23 _____

Leviticus 11:22 _____

Leviticus 11:22 _____

Leviticus 11:22 _____

Leviticus 11:22 _____

Deuteronomy 7:20 _____



M	O	T	H	S	G	N	A	T	B	H
A	N	T	A	L	L	C	H	P	E	O
G	R	A	S	S	H	O	P	P	E	R
G	F	C	R	I	C	K	E	T	S	N
O	L	S	P	I	D	E	R	S	B	E
T	E	C	L	O	C	U	S	T	D	T
S	A	E	F	K	A	T	Y	D	I	D
G	F	L	I	E	S	W	O	R	M	S

Answer: ant, flies, gnat, bees, worms, locust, grasshopper, hornet, maggots, flea, moths, spider, katydid, cricket